
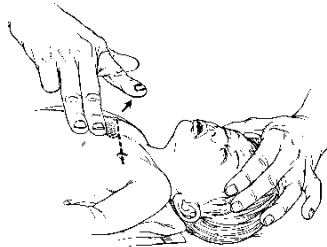
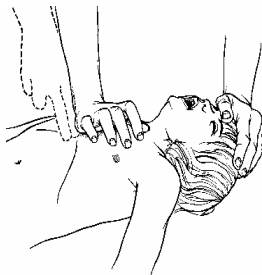


Emergency Numbers:



314 566-7155

	Infant (Up to 1 year old)	Child (1 to 8 years)	Adult (Over 8 years)
Check for Responsiveness	Shout and tap	Shake and shout	Shake and shout
Dial 911	Immediately; or after 2 minutes if alone	Immediately; or after 2 minutes if alone	Immediately
Breathing	Cover mouth and nose; give 2 gentle puffs	Pinch the nose; give two breaths	Pinch the nose; give two breaths
Compressions for CPR	2 fingers, 1/2 inch	1 hand, 1 inch	2 hands, 2 inches
Ratio of Compressions to Breaths	30/2	30/2	30/2



For a choking child or adult, perform the Heimlich maneuver (back blows and chest thrusts on an infant) until the object comes out and the victim is breathing on his or her own, or until the person becomes unconscious. If unconscious, call 911 immediately for an adult or after 1 minute for a child or infant. Begin CPR, checking the mouth for the dislodged object before each set of breaths. Continue until the airway becomes clear and the chest rises with your breaths. Assess your victim and continue with CPR or the recovery position as necessary.

